



Life School

Charter FIRST Management Report

Rating Year 2013-2014
(Financial Data for 2012-2013)

Presented
October 22, 2014

Charter FIRST

State Financial Accountability Rating Board Presentation October 22, 2014

- 1) PowerPoint Presentation
- 2) Management Report

State Reports Available at:

<https://pryor.tea.state.tx.us/Tea.CSSF.Web/Forms/District.aspx>

Life School CDN: 057807



MANAGEMENT REPORT
FINANCIAL INTEGRITY RATING SYSTEM OF TEXAS
2013-2014

Public Meeting
October 22, 2014

Safety | Integrity | Professional | Data Informed | Innovative | It's not just school. It's *LIFE*.

Objectives for Rating System

- Simple and Understandable
- Applicable to All Charter Schools
- Based on Hard Data
- Allows for Self Administrations
- Zero Burden to Charter Schools
- Provide an Early Warning
- Substantially within Charter School's Control
- Transparency

How ratings are assessed

- A rating worksheet with 19 indicators must be completed for each charter district
- Indicators 1 through 4 are answered either Passed or Failed – must pass all 4
- Indicators 5 and 6 are answered either Passed or Failed – must pass 1
- Indicators 7 through 19 are rated based on a scale of 0 to 5

Indicators and District Status

- 1 – Did the charter school avoid holds on payments that were not cleared within 30 days as a result of untimely deposits to TRS or TWC?

2013-2014

Passed

2012-2013

Passed



Indicators and District Status

- 2 – Was the total net asset balance in the statement of financial position for the charter school greater than zero?

2013-2014

Passed

2012-2013

Passed



Indicators and District Status

- 3 – Were there no disclosures in the charter holder’s annual financial report and/or other sources of information concerning default on debt?

2013-2014

Passed

2012-2013

Passed



Indicators and District Status

- 4 – Was the charter holder’s annual financial report filed within one month after the January 28th deadline?

2013-2014

Passed

2012-2013

Passed



Indicators and District Status

- 5 – Was there an unqualified opinion in the charter holder’s annual financial report?

2013-2014

Passed

2012-2013

Passed



Indicators and District Status

- 6 – Did the charter holder’s annual financial report not disclose any instance(s) of material weaknesses in internal controls?

2013-2014

Passed

2012-2013

Passed



Indicators and District Status

- 7 – Are the charter school's liabilities less than 80% of its assets?

2013-2014

76% 5 pts

2012-2013

74% 5 pts



Indicators and District Status

- 8 – Did the comparison of PEIMS data to like information in the charter school’s annual financial report result in an aggregate variance of less than 3% of all expenses (Data Quality Measure)?

2013-2014

0% 5 pts

2012-2013

0% 5 pts



Indicators and District Status

- 9 – Were the charter school's debt related expenses less than \$200 per student? (If the charter school's five-year percent change in students was a 7% increase or more, then the charter school receives 5 points)

2013-2014

\$707/student

35% growth 5 pts

2012-2013

\$719/student

39% growth 5 pts



Indicators and District Status

- 10 – Was there no disclosure in the charter holder’s annual audit report of material noncompliance?

2013-2014

Passed 5 pts

2012-2013

Passed 5 pts



Indicators and District Status

- 11– Did the charter school have no Monitor, Conservator, Manager or Board of Managers assigned for financial management reasons?

2013-2014

Passed 5 pts

2012-2013

Passed 5 pts



Indicators and District Status

- 12– Was the charter school’s aggregate of budgeted expenses less than the aggregate of budgeted revenues and investments at the beginning of the year?

2013-2014

Passed 5 pts

2012-2013

Passed 5 pts



Indicators and District Status

- 13 - Was the charter school's current ratio for all net asset groups greater than or equal to 1:1?

2013-2014

5.8:1 5 pts

2012-2013

8.3:1 5 pts



Indicators and District Status

- 14 – Was the charter school’s administrative cost ratio less than the threshold ratio?

2013-2014

.19 0 pts

2012-2013

.20 0 pts

Threshold Ratios:

1000-4999 ADA

.1401 (2013-2014 ADA = 4,072)

5000-9999 ADA

.1250



Indicators and District Status

- 15 – Was the ratio of students to teachers within the ranges according to charter school size?

2013-2014

17.99 5 pts

2012-2013

17.40 5 pts

Ranges:

1000-4999 Students >11.5 < 22 (2013-2014 Students = 4,206)

5000-9999 Students >13.0 < 22



Indicators and District Status

- 16– Was the ratio of students to total staff within the ranges according to charter school size?

2013-2014

10.81 5 pts

2012-2013

10.29 5 pts

Ranges:

1000-4999 Students >6.3 < 14 (2013-2014 Students = 4,206)

5000-9999 Students >6.8 < 14



Indicators and District Status

- 17– Was the decrease in the charter school’s total net assets less than 20% over two fiscal years? (Calculation excludes depreciation and amortization)

2013-2014

Passed 5 pts

2012-2013

Passed 5 pts



Indicators and District Status

- 18– Was the charter school’s aggregate total of cash and investments more than \$0?

2013-2014

Passed 5 pts

2012-2013

Passed 5 pts



Indicators and District Status

- 19 – Did the charter school’s investment earnings in all net asset groups meet or exceed the average 3-month treasury bill rate?

2013-2014

Passed

5 pts

2012-2013

Passed

5 pts



Determination of Rating

- Based on the summation of indicator scores:



- | | |
|------------------------------|------------------------------------|
| ■ Superior Achievement | 60-65 and Passed to Indicators 1-6 |
| ■ Above Standard Achievement | 55-59 and Passed to Indicators 1-6 |
| ■ Standard Achievement | 50-54 and Passed to Indicators 1-6 |
| ■ Substandard Achievement | <50 or No to any Indicator 1-6 |

Safety | Integrity | Professional | Data Informed | Innovative | It's not just school. It's *LIFE*.

Additional Report Requirements

- ▣ Copy of Superintendent's Contract (posted on website)
- ▣ Disclose transactions involving the Superintendent and Board Members (Travel and Other Reimbursements)
- ▣ Other compensation received by the Superintendent
- ▣ Disclose gifts from vendors to Board and Employees
- ▣ Board member business transactions with the district
- ▣ Summary schedule of the data submitted to TEA for financial solvency

Life School's Rating

Superior
Achievement
2013-2014



Complete report can be found on the district website @
www.lifeschools.net - Compliance – Financial Transparency

Safety | Integrity | Professional | Data Informed | Innovative | It's not just school. It's *LIFE*.

LIFE SCHOOL Management Report

TABLE OF CONTENTS

Section One:	Comparison to Prior Year
Section Two:	Superintendent and Board Disclosures
Section Three:	Indicator Tests
Section Four:	Statewide Statistics

Section One: Comparison to Prior Year

Financial Integrity Rating System of Texas
Life School

2013-2014 Rating: Superior Achievement (highest rating)			
2012-2013 Rating: Superior Achievement (highest rating)			
#	Indicator Description	2013-2014 Score	2012-2013 Score
1	Did the charter school avoid holds on payments that were not cleared within 30 days as a result of untimely deposits to TRS or TWC?	Yes	Yes
2	Was the total net asset balance in the statement of financial position for the charter school greater than zero?	Yes	Yes
3	Were there no disclosures in the charter holder's annual financial report and/or other sources of information concerning default on debt?	Yes	Yes
4	Was the charter holder's annual financial report filed within one month after the January 28th deadline?	Yes	Yes
5	Was there an unqualified opinion in the charter holder's annual financial report?	Yes	Yes
6	Did the charter holder's annual financial report not disclose any instance(s) of material weaknesses in internal controls?	Yes	Yes
7	Are the charter school's liabilities less than 80% of its assets?	5	5
8	Did the comparison of PEIMS data to like information in the charter school's annual financial report result in an aggregate variance of less than 3% of all expenses (Data Quality Measure)?	5	5
9	Were the charter school's debt related expenses less than \$200 per student? (If the charter school's five-year percent change in students was a 7% increase or more, then the charter school receives 5 points)	5	5
10	Was there no disclosure in the charter holder's annual audit report of material noncompliance?	5	5
11	Did the charter school have full accreditation status in relation to financial management practices?	5	5
12	Was the charter school's aggregate of budgeted expenses less than the aggregate of budgeted revenues and investments at the beginning of the year?	5	5
13	Was the charter school's current ratio for all net asset groups greater than or equal to 1:1?	5	5
14	Was the charter school's administrative cost ratio less than the threshold ratio?	0	0
15	Was the ratio of students to teachers within the ranges according to charter school size?	5	5
16	Was the ratio of students to total staff within the ranges according to charter school size?	5	5
17	Was the decrease in the charter school's total net assets less than 20% over two fiscal years? (Calculation excludes depreciation and amortization)	5	5
18	Was the charter school's aggregate total of cash and investments more than \$0?	5	5
19	Did the charter school's investment earnings in all net asset groups meet or exceed the average 3-month treasury bill rate?	5	5
		Score:	
		60	60

Determination Of Rating

A. Did The Charter School Answer No To Indicators 1, 2, 3 Or 4? Or Did The Charter School answer No To Both 5 or 6? If So, The Charter School's Rating Is Substandard Achievement .	
B. 2010-2011: Determine rating by applicable range for summation of the indicator scores (Indicators 7-19):	
Superior Achievement	60-65
Above Standard Achievement	55-59
Standard Achievement	50-54
Substandard Achievement	0-49

Indicators 15 & 16 Ratios

Indicator 15	Ranges for Ratios		Indicator 16	Ranges for Ratios	
Charter School Size - Number of Students	Low	High	Charter School Size - Number of Students	Low	High
< 500	7	22	< 500	5	14
500-999	10	22	500-999	5.8	14
1000-4999	11.5	22	1000-4999	6.3	14
5000-9999	13	22	5000-9999	6.8	14
=> 10000	13.5	22	=> 10000	7	14

Section Two: Superintendent and Board Disclosures

School FIRST Annual Financial Management Report

CHARTER SCHOOL

Title 19 Texas Administrative Code Chapter 109, Budgeting, Accounting, and Auditing Subchapter AA, Commissioner's Rules Concerning Financial Accountability Rating System, Section 109.1005. Effective 2/3/11. The template has been established to help the charter schools in gathering their data and presenting it at their Charter FIRST hearing. The template may not be all inclusive.

Superintendent's Current Employment Contract

A copy of the superintendent's current employment contract at the time of the Charter FIRST hearing is to be provided. In lieu of publication in the annual Charter FIRST financial management report, the charter school may choose to publish the superintendent's employment contract on the charter school's Internet site. If published on the Internet, the contract is to remain accessible for twelve months.

Reimbursements Received by the Superintendent and Board Members

For the Twelve-Month Period
Ended August 31, 2013

<u>Description of Reimbursements</u>	<u>Brent Wilson</u>	<u>Sharon Williams</u>	<u>Ruben Martinez</u>	<u>Christopher Clemmons</u>	<u>Cara Railey</u>
Meals	\$ 1,679.43	\$ -	\$ 14.04	\$ 22.45	\$ 32.12
Lodging	\$ 3,099.58	\$ -	\$ -	\$ -	\$ -
Transportation	\$ 2,236.96	\$ -	\$ 147.38	\$ 146.76	\$ 147.38
Motor Fuel	\$ -	\$ -	\$ -	\$ -	\$ -
Other	\$ 12,274.83	\$ 735.00	\$ 735.00	\$ 647.00	\$ 735.00
Total	\$19,290.80	\$735.00	\$896.42	\$816.21	\$914.50

All "reimbursements" expenses, regardless of the manner of payment, including direct pay, credit card, cash, and purchase order are to be reported. Items to be reported per category include:
 Meals – Meals consumed out of town, and in geographic-boundary meals at area restaurants (outside of board meetings, excludes catered board meeting meals).
 Lodging - Hotel charges.
 Transportation - Airfare, car rental (can include fuel on rental, taxis, mileage reimbursements, leased cars, parking and tolls).
 Motor fuel – Gasoline.
 Other: - Registration fees, telephone/cell phone, internet service, fax machine, tuition, and other reimbursements (or on-behalf of) to the superintendent and board member not defined above.

Outside Compensation and/or Fees Received by the Superintendent for Professional Consulting and/or Other Personal Services

For the Twelve-Month Period

Ended August 31, 2013

<u>Name(s) of Entity(ies)</u>	Amount Received
None	\$0.00
Total	<u>\$0.00</u>

Compensation does not include business revenues generated from a family business (farming, ranching, etc.) that has no relation to charter school business.

**Gifts Received by Executive Officers and Board Members (and First Degree Relatives, if any)
(gifts that had an economic value of \$250 or more in the aggregate in the fiscal year)**

For the Twelve-Month Period

Ended August 31, 2013

	Brent Wilson	Sharon Williams	Ruben Martinez	Christopher Clemmons	Cara Railey
Total	<u>\$0.00</u>	<u>\$0.00</u>	<u>\$0.00</u>	<u>\$0.00</u>	<u>\$0.00</u>

Note – An executive officer is defined as the superintendent, unless the board of trustees or the charter school administration names additional staff under this classification for local officials.

Business Transactions Between Charter School and Board Members

For the Twelve-Month Period

Ended August 31, 2013

	Sharon Williams	Ruben Martinez	Christopher Clemmons	Cara Railey
Amounts	<u>\$0.00</u>	<u>\$0.00</u>	<u>\$0.00</u>	<u>\$0.00</u>

Note - The summary amounts reported under this disclosure are not to duplicate the items disclosed in the summary schedule of reimbursements received by board members.

Summary Schedule of Data Submitted under the Financial Solvency Provisions of TEC §39.0822

General Fund - First-Quarter Expenses By Object Code

Report 2013-2014 first-quarter (first three months of fiscal year 2013-2014) NET ASSETS expenses by object code using whole numbers.

Payroll- Expenses for payroll costs	object codes 6110-6149	\$ 6,404,331
Contract Costs- Expenses for services rendered by firms, individuals, and other organizations	object code series 6200	<u>\$ 1,714,980</u>
Supplies and Materials- Expenses for supplies and materials necessary to maintain and/or operate furniture, computers, equipment, vehicles, grounds, and facilities	object code series 6300	<u>\$ 1,285,952</u>
Other Operating- Expenses for items other than payroll, professional and contracted services, supplies and materials, debt service, and capital outlay	object code series 6400	<u>\$ 637,084</u>
Debt Service- Expenses for debt service	object code series 6500	<u>\$ 766,607</u>
Capital Outlay- Expenses for land, buildings, and equipment	object code series 1500	<u>\$ 488,723</u>

Additional Financial Solvency Questions

- | | | |
|---|-------|----------|
| | Yes | No |
| 1) At any time in the last two years, has your charter school borrowed funds to pay for operating expenses without repaying these funds within 12 months from the time that they were borrowed? | _____ | <u>X</u> |
| 2) Has the charter school declared bankruptcy within the past two years? | _____ | <u>X</u> |
- 3) Provide comments or explanations for WADA-to-staff ratios significantly (more than 30 percent) below the norm, rapid depletion of net asset balances, or any significant discrepancies between actual budget figures and projected revenues and expenses, or any other information that may be helpful in evaluating the charter school's financial solvency.

<u>Mean WADA-to-ALL STAFF Ratio</u>	<u>70% of Mean WADA-to-ALL STAFF Ratio</u>	<u>Charter School Size</u>
8.30	5.81	Under 100
10.48	7.34	100 to 249
11.78	8.25	250 to 499
11.61	8.13	500 to 999
12.75	8.93	1,000 to 1,599
13.76	9.63	1,600 to 2,999
14.84	10.39	3,000 to 4,999
15.93	11.15	5,000 to 9,999
18.02	12.61	10,000 to 24,999

Life School's WADA to all staff ratio is within the norm as presented above for school size 3,000 to 4,999.

- 4) How many executive directors/superintendents has your charter school had in the last three years? 2
- 5) How many business managers has your charter school had in the last three years? 2

Section Three: Indicator Tests



User: Public
User Role: Public

Rating Year: CDN:

2013-2014 Ratings Based on School Year 2012-2013 Data - Charter School Status Detail

Charter School Status Detail Indicator Detail Summary Determination of Ratings

Size-Dependent Indicators

LIFE SCHOOL(057807)

Status	Indicator Num	Indicator Description	Updated	Score
P	+1 1	Did The Charter School Avoid Holds On Payments That Were Not Cleared Within 30 Days, As A Result Of Untimely Deposits To TRS Or TWC?	6/17/2014 8:14:19 AM	YES
P	+1 2	Was The Total Net Asset Balance In The Statement Of Financial Position For The Charter School Greater Than Zero? (If The Charter School's Five-Year Percent Change In Students Was A 10% Increase Or More, Then The Charter School Passes This Indicator).	6/17/2014 8:14:19 AM	YES
P	+1 3	Were There No Disclosures In The Charter Holder's Annual Financial Report And/Or Other Sources Of Information Concerning Default On Debt?	6/17/2014 8:14:19 AM	YES
P	+1 4	Was The Charter Holder's Annual Financial Report Filed Within One Month After The November 27th Or January 28th Deadline Depending Upon The Charter School's Fiscal Year End Date (June 30th Or August 31st)?	6/17/2014 8:14:19 AM	YES
P	+2 5	Was There An Unqualified Opinion In The Charter Holder's Annual Financial Report?	6/17/2014 8:14:19 AM	YES
P	+2 6	Did The Charter Holder's Annual Financial Report Not Disclose Any Instance(s) Of Material Weaknesses In Internal Controls?	6/17/2014 8:14:19 AM	YES
	7	Are the Charter School's Liabilities Less Than 80% Of Its Assets?	6/17/2014 8:14:19 AM	5
		Did The Comparison Of PEIMS Data To Like		

	8	Information In The Charter School's Annual Financial Report Result In An Aggregate Variance Of Less Than 3% Of All Expenses (Data Quality Measure)?	6/17/2014 8:14:19 AM	5
	9	Were The Charter School's Debt Related Expenses Less Than \$200 Per Student? (If The Charter School's Five-year Percent Change In Students Was A 7% Increase Or More, Then The Charter School Receives 5 Points)	6/17/2014 8:14:19 AM	5
	10	Was There No Disclosure In The Charter Holder's Annual Audit Report Of Material Noncompliance?	6/17/2014 8:14:19 AM	5
	11	Did The Charter School Have No Monitor, Conservator, Manager, Or Board Of Managers Assigned For Financial Management Reasons?	6/17/2014 8:14:19 AM	5
	12	Was The Charter School's Aggregate Of Budgeted Expenses Less Than The Aggregate Of Budgeted Revenues And Cash And Investments At The Beginning Of The Year?	6/17/2014 8:14:19 AM	5
	13	Was The Charter School's Current Ratio For All Net Asset Groups Greater Than Or Equal To 1:1?	6/17/2014 8:14:19 AM	5
	14	Was The Charter School's Administrative Cost Ratio Less Than The Threshold Ratio? (Threshold Shown On The "Result Determination Reference" Tab)	6/17/2014 8:14:19 AM	0
	15	Was The Ratio Of Students To Teachers Within The Ranges According To Charter School Size? (Ranges Shown On The "Result Determination Reference" Tab)	6/17/2014 8:14:19 AM	5
	16	Was The Ratio Of Students To Total Staff Within The Ranges According To Charter School Size? (Ranges Shown On The "Result Determination Reference" Tab)	6/17/2014 8:14:19 AM	5
	17	Was The Decrease In The Charter School's Total Net Assets Less Than 20% Over Two Fiscal Years? (Calculation Excludes Depreciation And Amortization)	6/17/2014 8:14:19 AM	5
	18	Was The Charter School's Aggregate Total Of Cash And Investments More Than Zero?	6/17/2014 8:14:19 AM	5
	19	Did The Charter School's Investment Earnings In All Net Asset Groups Meet Or Exceed The Average 3-Month Treasury Bill Rate?	6/17/2014 8:14:19 AM	5
				60 Weighted Sum
				1 Multiplier Sum
				60 Score

†1: must pass 4 total †2: must pass 1 total



User: Public
User Role: Public

Rating Year: CDN:

2013-2014 Indicator Test 1

Indicator Details and Formula

Result Determination Reference

Charter School Name:	LIFE SCHOOL(057807)
Indicator:	Did The Charter School Avoid Holds On Payments That Were Not Cleared Within 30 Days, As A Result Of Untimely Deposits To TRS Or TWC?
Status	Passed
Last Updated:	6/17/2014 8:14:19 AM
Formula	None
Field	Value
FSP Holds:	<input checked="" type="checkbox"/>

Options

Audit Home Page: [School Financial Audits](#) | Send comments or suggestions to schoolaudits@tea.state.tx.us
 The [Texas Education Agency](#)
 1701 North Congress Avenue · Austin, Texas, 78701 · (512) 463-9095
[Copyright © Texas Education Agency \(TEA\) 2007-2012](#)



User: Public
 User Role: Public

Rating Year: CDN:

2013-2014 Indicator Test 2

Indicator Details and Formula

Result Determination Reference

Charter School Name:	LIFE SCHOOL(057807)
Indicator:	Was The Total Net Asset Balance In The Statement Of Financial Position For The Charter School Greater Than Zero? (If The Charter School's Five-Year Percent Change In Students Was A 10% Increase Or More, Then The Charter School Passes This Indicator).
Status	Passed
Last Updated:	6/17/2014 8:14:19 AM
Formula	
A > B OR $(((C - D) / D) * 100) >= E$	
Field	Value
A. Current Total Net Assets:	<input type="text" value="14594334.0000"/>
B. Current Net Assets Threshold:	<input type="text" value="0"/>
OR	
C. Current Student Membership:	<input type="text" value="4206"/>
D. Previous Student Membership (-4 years):	<input type="text" value="3124"/>
E. Threshold for Five-Year Percent Change in Students :	<input type="text" value="10"/>

Options

**User: Public****User Role: Public**Rating Year: **2013-2014** ▼CDN: **057807** ▼

Select An Option ▼

Help

Home

Exit

2013-2014 Indicator Test 3

Indicator Details and Formula

Result Determination Reference

Charter School Name:	LIFE SCHOOL(057807)
Indicator:	Were There No Disclosures In The Charter Holder's Annual Financial Report And/Or Other Sources Of Information Concerning Default On Debt?
Status	Passed
Last Updated:	6/17/2014 8:14:19 AM
Formula	None
Field	Value
No Debt Defaults:	<input checked="" type="checkbox"/>

Options

Print

Back

Audit Home Page: [School Financial Audits](#) | Send comments or suggestions to schoolaudits@tea.state.tx.us
The [Texas Education Agency](#)

1701 North Congress Avenue · Austin, Texas, 78701 · (512) 463-9095

[Copyright © Texas Education Agency \(TEA\) 2007-2012](#)



User: Public
 User Role: Public

Rating Year: CDN:

2013-2014 Indicator Test 4

Indicator Details and Formula

Result Determination Reference

Charter School Name:	LIFE SCHOOL(057807)
Indicator:	Was The Charter Holder's Annual Financial Report Filed Within One Month After The November 27th Or January 28th Deadline Depending Upon The Charter School's Fiscal Year End Date (June 30th Or August 31st)?
Status	Passed
Last Updated:	6/17/2014 8:14:19 AM
Formula	
A <= (B + C)	
Field	Value
A. Audit Report Received Date:	<input type="text" value="1/14/2014"/>
B. Fiscal Year End Date:	<input type="text" value="8/31/2013"/>
C. Submission Deadline Days:	<input type="text" value="180"/>

Options



User: Public
User Role: Public

Rating Year:
CDN:

2013-2014 Indicator Test 5

Indicator Details and Formula

Result Determination Reference

Charter School Name:	LIFE SCHOOL(057807)
Indicator:	Was There An Unqualified Opinion In The Charter Holder's Annual Financial Report?
Status	Passed
Last Updated:	6/17/2014 8:14:19 AM
Formula	
None	
Field	Value
Clean Audit:	<input checked="" type="checkbox"/>

Options

Audit Home Page: [School Financial Audits](#) | Send comments or suggestions to schoolaudits@tea.state.tx.us
 The [Texas Education Agency](#)
 1701 North Congress Avenue · Austin, Texas, 78701 · (512) 463-9095
[Copyright © Texas Education Agency \(TEA\) 2007-2012](#)

This website is best viewed in Internet Explorer 6.0 and above.
 CSSF 1.1.0.15



User: Public
User Role: Public

Rating Year:
 CDN:

2013-2014 Indicator Test 6

Indicator Details and Formula

Result Determination Reference

Charter School Name:	LIFE SCHOOL(057807)
Indicator:	Did The Charter Holder's Annual Financial Report Not Disclose Any Instance(s) Of Material Weaknesses In Internal Controls?
Status	Passed
Last Updated:	6/17/2014 8:14:19 AM
Formula	
None	
Field	Value
Material Weakness:	<input checked="" type="checkbox"/>

Options

Audit Home Page: [School Financial Audits](#) | Send comments or suggestions to schoolaudits@tea.state.tx.us
 The [Texas Education Agency](#)
 1701 North Congress Avenue · Austin, Texas, 78701 · (512) 463-9095
[Copyright © Texas Education Agency \(TEA\) 2007-2012](#)



User: Public
User Role: Public

Rating Year: CDN:

2013-2014 Indicator Test 7

Indicator Details and Formula

Result Determination Reference

Charter School Name:	LIFE SCHOOL(057807)
Indicator:	Are the Charter School's Liabilities Less Than 80% Of Its Assets?
Results/Points	5
Last Updated:	6/17/2014 8:14:19 AM
Formula	
((A / B) < C)	
Field	Value
A. Total Liabilities:	<input type="text" value="46527287.0000"/>
B. Total Assets:	<input type="text" value="61121621.0000"/>
C. Threshold for percentage of Liabilities covered by Assets:	<input type="text" value="0.8"/>

Options

Audit Home Page: [School Financial Audits](#) | Send comments or suggestions to schoolaudits@tea.state.tx.us
 The [Texas Education Agency](#)
 1701 North Congress Avenue · Austin, Texas, 78701 · (512) 463-9095
[Copyright © Texas Education Agency \(TEA\) 2007-2012](#)



User: Public
User Role: Public

Rating Year: CDN:

2013-2014 Indicator Test 8

Indicator Details and Formula

Result Determination Reference

Charter School Name:	LIFE SCHOOL(057807)
Indicator:	Did The Comparison Of PEIMS Data To Like Information In The Charter School's Annual Financial Report Result In An Aggregate Variance Of Less Than 3% Of All Expenses (Data Quality Measure)?
Results/Points	5
Last Updated:	6/17/2014 8:14:19 AM
Formula	
((A / B) < C)	
Field	Value
A. Data Variance (Sum of Differences) :	<input type="text" value="9531.0000"/>
B. Total Expenses:	<input type="text" value="34245470.0000"/>
C. Threshold for percentage of Data Variance:	<input type="text" value="0.03"/>

Options



User: Public
 User Role: Public

Rating Year: CDN:

2013-2014 Indicator Test 9

Indicator Details and Formula

Result Determination Reference

Charter School Name:	LIFE SCHOOL(057807)
Indicator:	Were The Charter School's Debt Related Expenses Less Than \$200 Per Student? (If The Charter School's Five-year Percent Change In Students Was A 7% Increase Or More, Then The Charter School Receives 5 Points)
Results/Points	5
Last Updated:	6/17/2014 8:14:19 AM
Formula	
((B - C) / C) >= E OR ((A / B) < D)	
Field	Value
A. Debt Expense:	<input type="text" value="2972559.0000"/>
B. Current Student Membership:	<input type="text" value="4206"/>
C. Previous Student Membership (-4 years):	<input type="text" value="3124"/>
D. Threshold for Debt to Student Membership Ratio :	<input type="text" value="200"/>
E. Threshold for Five-Year Percent Change in Students :	<input type="text" value="0.07"/>

Options



User: Public
 User Role: Public

Rating Year: CDN:

2013-2014 Indicator Test 10

Indicator Details and Formula

Result Determination Reference

Charter School Name:	LIFE SCHOOL(057807)
Indicator:	Was There No Disclosure In The Charter Holder's Annual Audit Report Of Material Noncompliance?
Results/Points	5
Last Updated:	6/17/2014 8:14:19 AM
Formula	
None	
Field	Value
(Not) Material Non-Compliance:	<input checked="" type="checkbox"/>

Options

Audit Home Page: [School Financial Audits](#) | Send comments or suggestions to schoolaudits@tea.state.tx.us
 The [Texas Education Agency](#)
 1701 North Congress Avenue · Austin, Texas, 78701 · (512) 463-9095
[Copyright © Texas Education Agency \(TEA\) 2007-2012](#)

This website is best viewed in Internet Explorer 6.0 and above.
 CSSF 1.1.0.15



User: Public
User Role: Public

Rating Year:
CDN:

2013-2014 Indicator Test 11

Indicator Details and Formula

Result Determination Reference

Charter School Name:	LIFE SCHOOL(057807)
Indicator:	Did The Charter School Have No Monitor, Conservator, Manager, Or Board Of Managers Assigned For Financial Management Reasons?
Results/Points	5
Last Updated:	6/17/2014 8:14:19 AM
Formula	
None	
Field	Value
Full Accreditation :	<input checked="" type="checkbox"/>

Options

Audit Home Page: [School Financial Audits](#) | Send comments or suggestions to schoolaudits@tea.state.tx.us
 The [Texas Education Agency](#)
 1701 North Congress Avenue · Austin, Texas, 78701 · (512) 463-9095
[Copyright © Texas Education Agency \(TEA\) 2007-2012](#)



User: Public
 User Role: Public

Rating Year: CDN:

2013-2014 Indicator Test 12

Indicator Details and Formula

Result Determination Reference

Charter School Name:	LIFE SCHOOL(057807)
Indicator:	Was The Charter School's Aggregate Of Budgeted Expenses Less Than The Aggregate Of Budgeted Revenues And Cash And Investments At The Beginning Of The Year?
Results/Points	5
Last Updated:	6/17/2014 8:14:19 AM
Formula	
((A - B) + (C + D)) >= E	
Field	Value
A. Budgeted Revenue:	<input type="text" value="32340860.0000"/>
B. Budgeted Expense:	<input type="text" value="32859189.0000"/>
C. Previous Year Cash on Hand:	<input type="text" value="7204999.0000"/>
D. Previous Year Investment:	<input type="text" value="3220217.0000"/>
E. Zero Plus Allowance for Rounding:	<input type="text" value="-100"/>

Options



User: Public
 User Role: Public

Rating Year: CDN:

2013-2014 Indicator Test 13

Indicator Details and Formula

Result Determination Reference

Charter School Name:	LIFE SCHOOL(057807)
Indicator:	Was The Charter School's Current Ratio For All Net Asset Groups Greater Than Or Equal To 1:1?
Results/Points	5
Last Updated:	6/17/2014 8:14:19 AM
Formula	
((A / B) >= C	
Field	Value
A. Current Assets:	<input type="text" value="19376205.0000"/>
B. Current Liabilities:	<input type="text" value="3350215.0000"/>
C. Threshold for Current Assets to Current Liabilites Ratio :	<input type="text" value="1"/>

Options

Audit Home Page: [School Financial Audits](#) | Send comments or suggestions to schoolaudits@tea.state.tx.us
 The [Texas Education Agency](#)
 1701 North Congress Avenue · Austin, Texas, 78701 · (512) 463-9095
[Copyright © Texas Education Agency \(TEA\) 2007-2012](#)



User: Public
User Role: Public

Rating Year: CDN:

2013-2014 Indicator Test 14

Indicator Details and Formula

Result Determination Reference

Charter School Name:	LIFE SCHOOL(057807)
Indicator:	Was The Charter School's Administrative Cost Ratio Less Than The Threshold Ratio? (Threshold Shown On The "Result Determination Reference" Tab)
Results/Points	0
Last Updated:	6/17/2014 8:14:19 AM
Formula	
((A / B) < Threshold (Based on Charter School Size)	
Field	Value
Average Daily Attendance:	<input type="text" value="4072.549"/>
A. Admin Costs:	<input type="text" value="2994317.0000"/>
B. Other Costs:	<input type="text" value="15871628.0000"/>

Options

Audit Home Page: [School Financial Audits](#) | Send comments or suggestions to schoolaudits@tea.state.tx.us
 The [Texas Education Agency](#)
 1701 North Congress Avenue · Austin, Texas, 78701 · (512) 463-9095
[Copyright © Texas Education Agency \(TEA\) 2007-2012](#)



User: Public
User Role: Public

Rating Year:
 CDN:

2013-2014 Indicator Test 15

Indicator Details and Formula

Result Determination Reference

Charter School Name:	LIFE SCHOOL(057807)
Indicator:	Was The Ratio Of Students To Teachers Within The Ranges According To Charter School Size? (Ranges Shown On The "Result Determination Reference" Tab)
Results/Points	5
Last Updated:	6/17/2014 8:14:19 AM
Formula	
((A / B) < Threshold (Based of District Size)	
Field	Value
A. Number of Students in Membership:	<input type="text" value="4206"/>
B. Number of Teachers:	<input type="text" value="233.8178"/>

Options

Audit Home Page: [School Financial Audits](#) | Send comments or suggestions to schoolaudits@tea.state.tx.us
 The [Texas Education Agency](#)
 1701 North Congress Avenue · Austin, Texas, 78701 · (512) 463-9095
[Copyright © Texas Education Agency \(TEA\) 2007-2012](#)



User: Public
User Role: Public

Rating Year: CDN:

2013-2014 Indicator Test 16

Indicator Details and Formula

Result Determination Reference

Charter School Name:	LIFE SCHOOL(057807)
Indicator:	Was The Ratio Of Students To Total Staff Within The Ranges According To Charter School Size? (Ranges Shown On The "Result Determination Reference" Tab)
Results/Points	5
Last Updated:	6/17/2014 8:14:19 AM
Formula	
((A / B) < Threshold (Based of District Size)	
Field	Value
A. Number of Students in Membership:	<input type="text" value="4206"/>
B. Number of Staff FTE:	<input type="text" value="388.9885"/>

Options



User: Public
 User Role: Public

Rating Year: CDN:

2013-2014 Indicator Test 17

Indicator Details and Formula

Result Determination Reference

Charter School Name:	LIFE SCHOOL(057807)
Indicator:	Was The Decrease In The Charter School's Total Net Assets Less Than 20% Over Two Fiscal Years? (Calculation Excludes Depreciation And Amortization)
Results/Points	5
Last Updated:	6/17/2014 8:14:19 AM
Formula	
(((B + D) - (A + C)) / ABS(A + C))	
Field	Value
A. Total Net Assets Two Years Prior:	<input type="text" value="11645485.0000"/>
B. Current Total Net Assets:	<input type="text" value="14594334.0000"/>
C. Accumulated Depreciation Two Years Prior:	<input type="text" value="3436991.0000"/>
D. Current Accumulated Depreciation:	<input type="text" value="6884456.0000"/>

Options



User: Public
User Role: Public

Rating Year: CDN:

2013-2014 Indicator Test 18

Indicator Details and Formula

Result Determination Reference

Charter School Name:	LIFE SCHOOL(057807)
Indicator:	Was The Charter School's Aggregate Total Of Cash And Investments More Than Zero?
Results/Points	5
Last Updated:	6/17/2014 8:14:19 AM
Formula	
(A + B) > C	
Field	Value
A. Cash on Hand:	<input type="text" value="15589129.0000"/>
B. Investment Amount :	<input type="text" value="0.0000"/>
C. Threshold:	<input type="text" value="0"/>

Options

Audit Home Page: [School Financial Audits](#) | Send comments or suggestions to schoolaudits@tea.state.tx.us
The [Texas Education Agency](#)
1701 North Congress Avenue · Austin, Texas, 78701 · (512) 463-9095
[Copyright © Texas Education Agency \(TEA\) 2007-2012](#)



User: Public
 User Role: Public

Rating Year: CDN:

2013-2014 Indicator Test 19

Indicator Details and Formula

Result Determination Reference

Charter School Name:	LIFE SCHOOL(057807)
Indicator:	Did The Charter School's Investment Earnings In All Net Asset Groups Meet Or Exceed the Average 3-Month Treasury Bill Rate?
Results/Points	5
Last Updated:	6/17/2014 8:14:19 AM
Formula	
A / ((B + C + D + E) / 2) >= F	
Field	Value
A. Total Investment Earning:	<input type="text" value="21223.0000"/>
B. Current Cash	<input type="text" value="15589129.0000"/>
C. Current Investment	<input type="text" value="0.0000"/>
D. Previous Cash	<input type="text" value="7204999.0000"/>
E. Previous Investment	<input type="text" value="3220217.0000"/>
F. Average 3-Month Treasury Bill Rate:	<input type="text" value="0.0007167"/>

Options
























Section Four: Statewide Statistics

**User: Public****User Role: Public**

Rating Year: **CDN:**

2013-2014 Ratings Based on School Year 2012-2013 Data - Charter School Status Summary

















CDN	Region	Name	Rating	Status
003801	7	PINEYWOODS COMMUNITY ACADEMY	Superior Achievement	✓
013801	2	ST MARY'S ACADEMY CHARTER SCHOOL	Superior Achievement	✓
014801	12	RICHARD MILBURN ALTER HIGH SCHOOL (KILLEEN)	Above Standard Achievement	✓
014802	12	TRANSFORMATIVE CHARTER ACADEMY	Substandard Achievement	✗
014803	12	PRIORITY CHARTER SCHOOLS	Superior Achievement	✓
014804	12	ORENDA CHARTER SCHOOL	Superior Achievement	✓
015801	20	POR VIDA ACADEMY	Above Standard Achievement	✓
015802	20	GEORGE GERVIN ACADEMY	Standard Achievement	✓
015803	20	HIGGS CARTER KING GIFTED & TALENTED CHARTER ACAD	Above Standard Achievement	✓
015805	20	NEW FRONTIERS CHARTER SCHOOL	Above Standard Achievement	✓
015806	20	SCHOOL OF EXCELLENCE IN EDUCATION	Substandard Achievement	✗
015807	20	SOUTHWEST PREPARATORY SCHOOL	Standard Achievement	✓
015808	20	JOHN H WOOD JR PUBLIC CHARTER DISTRICT	Above Standard Achievement	✓
015809	20	BEXAR COUNTY ACADEMY	Standard Achievement	✓
015814	20	POSITIVE SOLUTIONS CHARTER SCHOOL	Substandard Achievement	✗
015815	20	RADIANCE ACADEMY OF LEARNING	Substandard Achievement	✗

015816	20	ACADEMY OF CAREERS AND TECHNOLOGIES CHARTER SCHOOL	Substandard Achievement	
015817	20	SAN ANTONIO CAN HIGH SCHOOL	Above Standard Achievement	
015819	20	SHEKINAH RADIANCE ACADEMY	Substandard Achievement	
015820	20	SAN ANTONIO SCHOOL FOR INQUIRY & CREATIVITY	Superior Achievement	
015822	20	JUBILEE ACADEMIC CENTER	Superior Achievement	
015823	20	SAN ANTONIO TECHNOLOGY ACADEMY	Substandard Achievement	
015825	20	LIGHTHOUSE CHARTER SCHOOL	Above Standard Achievement	
015826	20	KIPP SAN ANTONIO	Above Standard Achievement	
015827	20	SCHOOL OF SCIENCE AND TECHNOLOGY	Above Standard Achievement	
015828	20	HARMONY SCIENCE ACAD (SAN ANTONIO)	Superior Achievement	
015830	20	BROOKS ACADEMY OF SCIENCE AND ENGINEERING	Above Standard Achievement	
015831	20	SCHOOL OF SCIENCE AND TECHNOLOGY DISCOVERY	Superior Achievement	
015832	20	CITY CENTER HEALTH CAREERS	Substandard Achievement	
015833	20	HENRY FORD ACADEMY ALAMEDA SCHOOL FOR ART + DESIGN	Substandard Achievement	
021803	6	BRAZOS SCHOOL FOR INQUIRY & CREATIVITY	Superior Achievement	
021805	6	ARROW ACADEMY	Superior Achievement	
031803	1	HARMONY SCIENCE ACADEMY - BROWNSVILLE	Superior Achievement	
043801	10	IMAGINE INTERNATIONAL ACADEMY OF NORTH TEXAS	Standard Achievement	
046802	13	TRINITY CHARTER SCHOOL	Substandard Achievement	
057802	10	PEGASUS SCHOOL OF LIBERAL ARTS AND SCIENCES	Above Standard Achievement	
057803	10	UPLIFT EDUCATION - NORTH HILLS PREPARATORY	Standard Achievement	
057804	10	TEXANS CAN ACADEMIES	Standard Achievement	
057805	10	DALLAS COMMUNITY CHARTER SCHOOL	Superior Achievement	

057806	10	ADVANTAGE ACADEMY	Above Standard Achievement	✓
057807	10	LIFE SCHOOL	Superior Achievement	✓
057808	10	UNIVERSAL ACADEMY	Above Standard Achievement	✓
057809	10	NOVA ACADEMY	Above Standard Achievement	✓
057810	10	ACADEMY OF DALLAS	Standard Achievement	✓
057811	10	CHILDREN FIRST ACADEMY OF DALLAS	Undetermined	✗
057813	10	TRINITY BASIN PREPARATORY	Above Standard Achievement	✓
057814	10	ACADEMY FOR ACADEMIC EXCELLENCE	Above Standard Achievement	✓
057815	10	FAITH FAMILY ACADEMY OF OAK CLIFF	Superior Achievement	✓
057816	10	A W BROWN-FELLOWSHIP LEADERSHIP ACADEMY	Substandard Achievement	✗
057817	10	FOCUS LEARNING ACADEMY	Standard Achievement	✓
057819	10	JEAN MASSIEU ACADEMY	Superior Achievement	✓
057825	10	HONORS ACADEMY	Above Standard Achievement	✓
057827	10	NOVA ACADEMY (SOUTHEAST)	Above Standard Achievement	✓
057828	10	WINFREE ACADEMY CHARTER SCHOOLS	Substandard Achievement	✗
057829	10	A+ ACADEMY	Superior Achievement	✓
057830	10	INSPIRED VISION ACADEMY	Superior Achievement	✓
057831	10	GATEWAY CHARTER ACADEMY	Substandard Achievement	✗
057832	10	ALPHA CHARTER SCHOOL	Above Standard Achievement	✓
057833	10	EDUCATION CENTER INTERNATIONAL ACADEMY	Standard Achievement	✓
057834	10	EVOLUTION ACADEMY CHARTER SCHOOL	Substandard Achievement	✗
057835	10	GOLDEN RULE CHARTER SCHOOL	Superior Achievement	✓
			Superior	

057836	10	ST ANTHONY SCHOOL	Achievement	✓
057837	10	KIPP DALLAS-FORT WORTH	Substandard Achievement	✗
057838	10	UPLIFT EDUCATION - PEAK PREPARATORY	Substandard Achievement	✗
057839	10	LA ACADEMIA DE ESTRELLAS	Superior Achievement	✓
057840	10	RICHLAND COLLEGIATE HIGH SCHOOL	Above Standard Achievement	✓
057841	10	RECONCILIATION ACADEMY	Standard Achievement	✓
057842	10	UPLIFT EDUCATION - WILLIAMS PREPARATORY	Above Standard Achievement	✓
057843	10	UPLIFT EDUCATION - HAMPTON PREPARATORY	Substandard Achievement	✗
057844	10	MANARA ACADEMY	Superior Achievement	✓
057845	10	UME PREPARATORY ACADEMY	Standard Achievement	✓
057846	10	LEGACY PREPARATORY	Substandard Achievement	✗
061802	11	TEXAS EDUCATION CENTERS	Superior Achievement	✓
061804	11	LEADERSHIP PREP SCHOOL	Superior Achievement	✓
068801	18	RICHARD MILBURN ACADEMY (ECTOR COUNTY)	Above Standard Achievement	✓
068802	18	COMPASS ACADEMY CHARTER SCHOOL	Above Standard Achievement	✓
070801	10	WAXAHACHIE FAITH FAMILY ACADEMY	Above Standard Achievement	✓
071801	19	BURNHAM WOOD CHARTER SCHOOL DISTRICT	Standard Achievement	✓
071803	19	PASO DEL NORTE ACADEMY CHARTER DISTRICT	Above Standard Achievement	✓
071804	19	EL PASO ACADEMY	Superior Achievement	✓
071806	19	HARMONY SCIENCE ACAD (EL PASO)	Superior Achievement	✓
071807	19	LA FE PREPARATORY SCHOOL	Superior Achievement	✓
071809	19	VISTA DEL FUTURO CHARTER SCHOOL	Superior Achievement	✓
072801	11	PREMIER HIGH SCHOOLS	Above Standard	✓







			Achievement	
072802	11	ERATH EXCELS ACADEMY INC	Superior Achievement	✓
084801	4	MAINLAND PREPARATORY ACADEMY	Substandard Achievement	✗
084802	4	ODYSSEY ACADEMY INC	Standard Achievement	✓
084804	4	AMBASSADORS PREPARATORY ACADEMY	Above Standard Achievement	✓
084805	4	PREMIER LEARNING ACADEMY	Superior Achievement	✓
092801	7	EAST TEXAS CHARTER SCHOOLS	Superior Achievement	✓
101801	4	MEDICAL CENTER CHARTER SCHOOL	Substandard Achievement	✗
101802	4	SER-NINOS CHARTER SCHOOL	Superior Achievement	✓
101803	4	ARISTOI CLASSICAL ACADEMY	Substandard Achievement	✗
101804	4	GEORGE I SANCHEZ CHARTER	Above Standard Achievement	✓
101805	4	GIRLS & BOYS PREPARATORY ACADEMY	Substandard Achievement	✗
101806	4	RAUL YZAGUIRRE SCHOOL FOR SUCCESS	Standard Achievement	✓
101807	4	UNIVERSITY OF HOUSTON CHARTER SCHOOL	Superior Achievement	✓
101809	4	BAY AREA CHARTER INC	Superior Achievement	✓
101810	4	ACADEMY OF ACCELERATED LEARNING INC	Standard Achievement	✓
101811	4	EXCEL ACADEMY	Superior Achievement	✓
101812	4	HOUSTON CAN ACADEMY CHARTER SCHOOL	Substandard Achievement	✗
101813	4	KIPP INC CHARTER	Above Standard Achievement	✓
101814	4	THE VARNETT PUBLIC SCHOOL	Above Standard Achievement	✓
101815	4	ALIEF MONTESSORI COMMUNITY SCHOOL	Superior Achievement	✓
101819	4	AMIGOS POR VIDA-FRIENDS FOR LIFE PUB CHTR SCH	Superior Achievement	✓
101821	4	HOUSTON HEIGHTS HIGH SCHOOL	Superior Achievement	✓

101822	4	JAMIE'S HOUSE CHARTER SCHOOL	Substandard Achievement	
101828	4	HOUSTON GATEWAY ACADEMY INC	Superior Achievement	
101829	4	HOUSTON HEIGHTS LEARNING ACADEMY INC	Superior Achievement	
101833	4	LA AMISTAD LOVE & LEARNING ACADEMY	Substandard Achievement	
101837	4	CALVIN NELMS CHARTER SCHOOLS	Superior Achievement	
101838	4	SOUTHWEST SCHOOL	Above Standard Achievement	
101840	4	TWO DIMENSIONS PREPARATORY ACADEMY	Substandard Achievement	
101842	4	COMQUEST ACADEMY	Substandard Achievement	
101845	4	YES PREP PUBLIC SCHOOLS INC	Superior Achievement	
101846	4	HARMONY SCIENCE ACADEMY	Above Standard Achievement	
101847	4	BEATRICE MAYES INSTITUTE CHARTER SCHOOL	Superior Achievement	
101848	4	NORTHWEST PREPARATORY	Substandard Achievement	
101849	4	ACCELERATED INTERMEDIATE ACADEMY	Superior Achievement	
101850	4	ZOE LEARNING ACADEMY	Substandard Achievement	
101852	4	JUAN B GALAVIZ CHARTER SCHOOL	Undetermined	
101853	4	PROMISE COMMUNITY SCHOOL	Above Standard Achievement	
101854	4	RICHARD MILBURN ACADEMY (SUBURBAN HOUSTON)	Substandard Achievement	
101855	4	MEYERPARK ELEMENTARY	Standard Achievement	
101856	4	DRAW ACADEMY	Above Standard Achievement	
101858	4	HARMONY SCHOOL OF EXCELLENCE	Above Standard Achievement	
101859	4	STEPPING STONES CHARTER EL	Superior Achievement	
101860	4	KIPP SOUTHEAST HOUSTON	Standard Achievement	
101861	4	THE RHODES SCHOOL	Standard Achievement	

101862	4	HARMONY SCHOOL OF SCIENCE - HOUSTON	Standard Achievement	✓
101863	4	KOINONIA COMMUNITY LEARNING ACADEMY	Standard Achievement	✓
101864	4	WALIPP-TSU PREPARATORY ACADEMY	Substandard Achievement	✗
101865	4	VICTORY PREP	Standard Achievement	✓
101867	4	FALLBROOK COLLEGE PREPARATORY ACADEMY	Substandard Achievement	✗
105801	13	KATHERINE ANNE PORTER SCHOOL	Above Standard Achievement	✓
105802	13	TEXAS PREPARATORY SCHOOL	Substandard Achievement	✗
108801	1	IGNITE PUBLIC SCHOOLS AND COMMUNITY SERVICE CENTER	Substandard Achievement	✗
108802	1	SOUTH TEXAS EDUCATIONAL TECHNOLOGIES INC	Superior Achievement	✓
108804	1	MIDVALLEY ACADEMY CHARTER DISTRICT	Superior Achievement	✓
108807	1	IDEA PUBLIC SCHOOLS	Above Standard Achievement	✓
108808	1	VANGUARD ACADEMY	Superior Achievement	✓
108809	1	EXCELLENCE IN LEADERSHIP ACADEMY	Substandard Achievement	✗
116801	10	PHOENIX CHARTER SCHOOL	Above Standard Achievement	✓
123803	5	TEKOA ACADEMY OF ACCELERATED STUDIES STEM SCHOOL	Superior Achievement	✓
123805	5	EHRHART SCHOOL	Superior Achievement	✓
123807	5	BOB HOPE SCHOOL	Above Standard Achievement	✓
130801	13	MEADOWLAND CHARTER SCHOOL	Above Standard Achievement	✓
152802	17	RISE ACADEMY	Superior Achievement	✓
152803	17	SOUTH PLAINS ACADEMY CHARTER DISTRICT	Superior Achievement	✓
152805	17	HARMONY SCIENCE ACAD (LUBBOCK)	Above Standard Achievement	✓
161801	12	WACO CHARTER SCHOOL	Superior Achievement	✓
			Superior	

161802	12	RAPOPORT ACADEMY PUBLIC SCHOOL	Achievement	✓
161807	12	HARMONY SCIENCE ACAD (WACO)	Superior Achievement	✓
165802	18	MIDLAND ACADEMY CHARTER SCHOOL	Superior Achievement	✓
170801	6	TEXAS SERENITY ACADEMY	Substandard Achievement	✗
174801	7	STEPHEN F AUSTIN STATE UNIVERSITY CHARTER SCHOOL	Superior Achievement	✓
178801	2	DR M L GARZA-GONZALEZ CHARTER SCHOOL	Above Standard Achievement	✓
178804	2	RICHARD MILBURN ALTER HIGH SCHOOL (CORPUS CHRISTI)	Superior Achievement	✓
178807	2	CORPUS CHRISTI MONTESSORI SCHOOL	Superior Achievement	✓
178808	2	SEASHORE CHARTER SCHOOLS	Superior Achievement	✓
183801	7	PANOLA CHARTER SCHOOL	Superior Achievement	✓
184801	11	CROSSTIMBERS ACADEMY	Standard Achievement	✓
188801	16	RICHARD MILBURN ACADEMY (AMARILLO)	Above Standard Achievement	✓
193801	20	BIG SPRINGS CHARTER SCHOOL	Standard Achievement	✓
212801	7	CUMBERLAND ACADEMY	Standard Achievement	✓
212803	7	AZLEWAY CHARTER SCHOOL	Standard Achievement	✓
212804	7	UT TYLER INNOVATION ACADEMY	Substandard Achievement	✗
213801	11	BRAZOS RIVER CHARTER SCHOOL	Superior Achievement	✓
220801	11	TREETOPS SCHOOL INTERNATIONAL	Superior Achievement	✓
220802	11	ARLINGTON CLASSICS ACADEMY	Above Standard Achievement	✓
220804	11	FORT WORTH CAN ACADEMY	Standard Achievement	✓
220809	11	FORT WORTH ACADEMY OF FINE ARTS	Superior Achievement	✓
220810	11	WESTLAKE ACADEMY CHARTER SCHOOL	Superior Achievement	✓
220811	11	EAST FORT WORTH MONTESSORI	Superior	✓

		ACADEMY	Achievement	
220812	11	RICHARD MILBURN ACADEMY (FORT WORTH)	Standard Achievement	✓
220813	11	HARMONY SCIENCE ACAD (FORT WORTH)	Standard Achievement	✓
220814	11	TEXAS SCHOOL OF THE ARTS	Above Standard Achievement	✓
220815	11	CHAPEL HILL ACADEMY	Superior Achievement	✓
220816	11	UPLIFT EDUCATION-SUMMIT INTERNATIONAL PREPARATORY	Substandard Achievement	✗
220817	11	NEWMAN INTERNATIONAL ACADEMY OF ARLINGTON	Superior Achievement	✓
220818	11	PRIME PREP ACADEMY	Substandard Achievement	✗
221801	14	TEXAS COLLEGE PREPARATORY ACADEMIES	Above Standard Achievement	✓
226801	15	TEXAS LEADERSHIP	Standard Achievement	✓
227801	13	AMERICAN YOUTHWORKS CHARTER SCHOOL	Above Standard Achievement	✓
227803	13	WAYSIDE SCHOOLS	Above Standard Achievement	✓
227804	13	NYOS CHARTER SCHOOL	Superior Achievement	✓
227805	13	TEXAS EMPOWERMENT ACADEMY	Superior Achievement	✓
227806	13	UNIVERSITY OF TEXAS UNIVERSITY CHARTER SCHOOL	Superior Achievement	✓
227814	13	CHAPARRAL STAR ACADEMY	Above Standard Achievement	✓
227816	13	HARMONY SCIENCE ACADEMY (AUSTIN)	Above Standard Achievement	✓
227817	13	CEDARS INTERNATIONAL ACADEMY	Superior Achievement	✓
227818	13	AUSTIN CAN ACADEMY CHARTER SCHOOL	Above Standard Achievement	✓
227819	13	UNIVERSITY OF TEXAS ELEMENTARY CHARTER SCHOOL	Superior Achievement	✓
227820	13	KIPP AUSTIN PUBLIC SCHOOLS INC	Superior Achievement	✓
227821	13	AUSTIN DISCOVERY SCHOOL	Superior Achievement	✓
227824	13	THE EAST AUSTIN COLLEGE PREP ACADEMY	Superior Achievement	✓

227825	13	AUSTIN ACHIEVE PUBLIC SCHOOLS	Standard Achievement	
234801	7	RANCH ACADEMY	Standard Achievement	
236801	6	RAVEN SCHOOL	Above Standard Achievement	
240801	1	GATEWAY ACADEMY CHARTER DISTRICT	Superior Achievement	
243801	9	BRIGHT IDEAS CHARTER	Substandard Achievement	
246801	13	MERIDIAN WORLD SCHOOL LLC	Above Standard Achievement	

[Print Page](#)

[Print](#)

Audit Home Page: [School Financial Audits](#) | Send comments or suggestions to schoolaudits@tea.state.tx.us

The [Texas Education Agency](#)

1701 North Congress Avenue · Austin, Texas, 78701 · (512) 463-9095

[Copyright © Texas Education Agency \(TEA\) 2007-2012](#)

This website is best viewed in Internet Explorer 6.0 and above.
CSSF 1.1.0.15



User: Public

User Role: Public

Rating Year: 2013-2014 ▼

CDN: ▼

Overall Statistics ▼

Help

Home

Exit

Overall Statistics

2013-2014 Status Counts 2013-2014 Rating Counts All Results by
 Indicator Answers By Indicators

Status	Count	% Total	Enrollment	% Total Enrollment
Fail	40	19.80	20522	11.48
Pass	160	79.21	157325	87.98
Undetermined	2	0.99	979	0.55
TOTAL	202	100.00	178826	100.00

Options

Audit Home Page: [School Financial Audits](#) | Send comments or suggestions to schoolaudits@tea.state.tx.us

The [Texas Education Agency](#)

1701 North Congress Avenue · Austin, Texas, 78701 · (512) 463-9095

[Copyright © Texas Education Agency \(TEA\) 2007-2012](#)

This website is best viewed in Internet Explorer 6.0 and above.
 CSSF 1.1.0.15